

Monetra®

Merchant Account Setup Worksheet

Merchant Account Setup Worksheet v8.6.5 Build 53428

Generated On: February 23, 2018

Copyright 1999-2018 Main Street Softworks, Inc.

The information contained herein is provided "As Is" without warranty of any kind, express or implied, including but not limited to, the implied warranties of merchantability and fitness for a particular purpose. There is no warranty that the information or the use thereof does not infringe a patent, trademark, copyright, or trade secret.


Main Street Softworks, Inc. shall not be liable for any direct, special, incidental, or consequential damages resulting from the use of any information contained herein, whether resulting from breach of contract, breach of warranty, negligence, or otherwise, even if Main Street has been advised of the possibility of such damages. Main Street reserves the right to make changes to the information contained herein at anytime without notice. No part of this document may be reproduced or transmitted in any form or by any means, electronic or mechanical, for any purpose, without the express written permission of Main Street Softworks, Inc.


Paytronix (Paytronix)


Help Desk Phone: (617) 649-3300, ext. 1

Supported Card Types: (G)ift

Merchant Field	Field	Required	Monetra Name	Description
Username	1 - 1024 Free Form	C D E G	B2BUSERNAME	Username
Password	1 - 1024 Free Form	C D E G	B2BPASSWORD	Password
Merchant ID	1 - 1024 Numeric	C D E G	MERCHID	Merchant ID
Store Code	1 - 1024 Free Form	C D E G	STORECODE	Store Code
Sender ID	1 - 1024 Free Form		SENDERID	Sender ID
Stored Wallet	1 - 100 Numeric		STOREDWALLET	The wallet assigned for stored value (gift)
Bin Range	1 - 100 Free Form		BINRANGE	Only supply if not using default bin range. Specify as MIN1-MAX1;MIN2-MAX2 etc.







Stored Wallet

Bin Range